



User *guide*

What to look out for:

- My IJGlobal
- Sectors & Regions
- Transaction Data
- Asset Data
- Live League Tables
- Company Data



Book your training session today.

Contact:

Sophie Van Maurik

helpdesk@ijglobal.com

+44 020 7779 8870

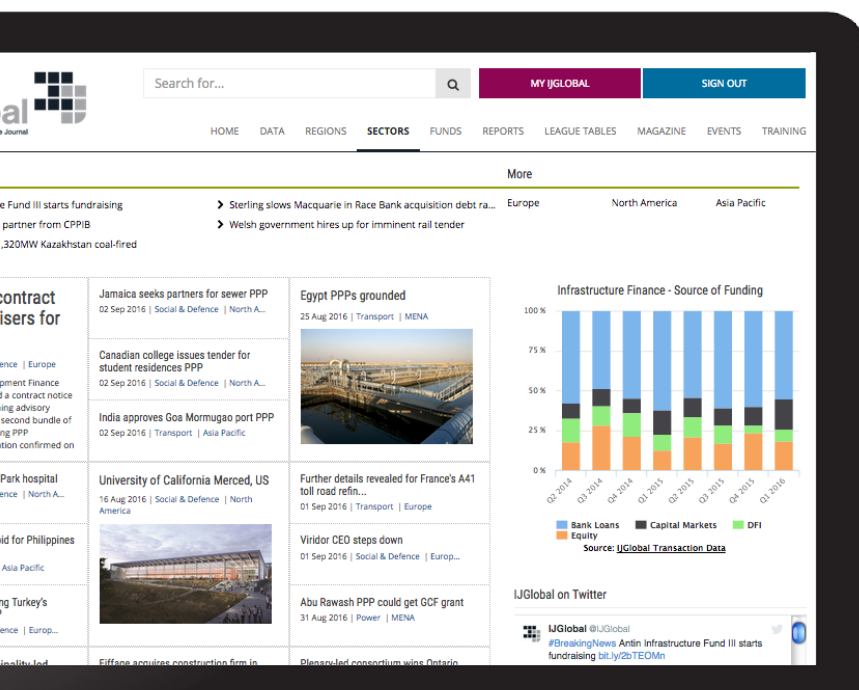
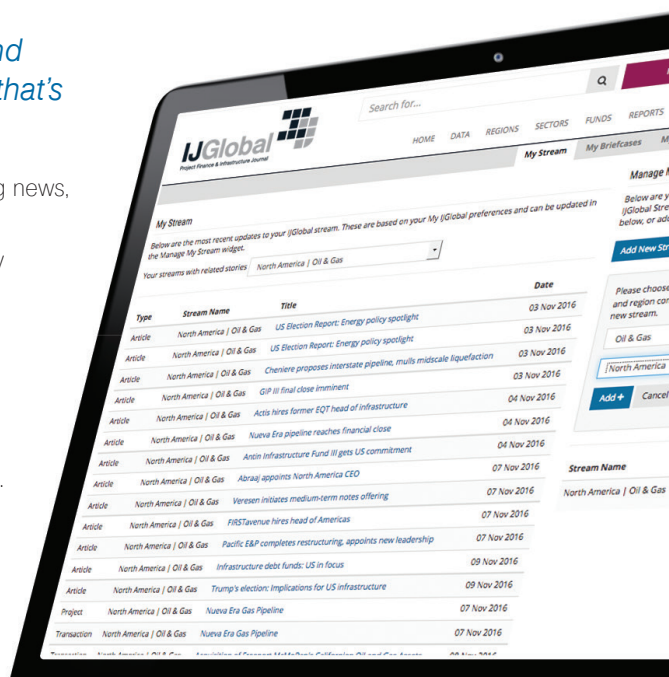
My IJGlobal

My IJGlobal is your personal hub of content, emails and news streams. You can tailor this to build a collection that's relevant to you!

Activate your *IJGlobal* Daily, Weekly and Data newsletters to get our leading news, analysis and exclusive content straight to your inbox in **My Emails**.

- Receive alerts on your own company or track your closest competitor by setting up a Company Tracker
- Personalise your regional preferences to customise the content in your Daily and Data newsletters.
- Manage My Streams where you filter the content the matters to you by region and sector.
- Receive an alert based on updates based on the parameters set by you.
- Activate My Tracked Deals to receive alerts when developments are reported based on parameters set by you.
- Collate and organise content in My Briefcases by selecting any article, project, transaction or company page and storing them in customisable folders.

SIGN IN



Our Coverage

Discover news, analysis and data that's important to you by using our dedicated pages for **each major geography and sector**. Drill down further through each regional or sector page to focus on specific content.

Visit our dedicated **Funds** page to view the most read articles and filter down content by region.

Explore our extended coverage in our Topics section (found in the Sections tab) to monitor changes on

- **PPP**
- **Policy & Regulation**
- **M&A**
- **Capital Marketing**
- **People moves**

TIP: Looking for a specific news article or report? Use the advanced search function

Search news....



Advanced search

SIGN IN



Transaction Data

Search more than 20,000 transactions with the industry's largest database of deals.

Search and track deals with our transactions database and download the underlying data with our export tool.

View related projects in relation to your transaction search. Set your criteria and use the filters to drill down to your selection.

- Click on any transaction name to view deal information.
- Select which columns you want to view and export your results with the full underlying data.
- Set up an RSS alert for a live feed of your report. As soon as there is an update, the latest results will be sent straight to you.

SIGN IN



Asset Data

Explore the asset database, track projects throughout their lifecycle and export your search.

Refine your search and view in-depth info such as region, sector, asset stage, type, Capex and operators in the filters bar.

Click through to related transaction at the top of your search.

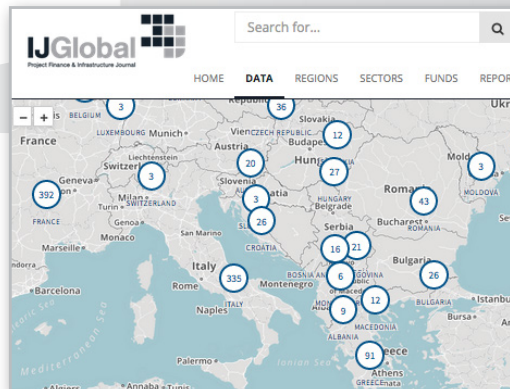
Asset Mapping

Use the asset map of for a visual summary of global projects. Refine by sectors, project stage and type and use the zoom to identify projects in a specific region in more detail.

Click on the number to see the results in the asset database.

Project Name	Project Type	Project Sub-type	Project Stage	Project Capex (\$m)	Capacity	Capacity Unit
Scarborough LNG	Greenfield	New	In Development	10,000.00	6,000,000.00	Tonnes Per
Race Bank Offshore Wind Farm (573MW)	Greenfield	New	In Development	2,281.24	573.00	Megawatts
Freetown Terminal	Brownfield	Expansion	In Development	N/A	12,750,000.00	Tonnes
Frankfurt-Hahn Airport	Greenfield	New	Operational	N/A	5,600,000.00	People
Heide Refinery	Greenfield	New	Operational	N/A	90,000.00	Barrels Per
TurkStream (910KM)	Greenfield	New	Pre Development	12,731.03	910.00	Kilometres
Nice Cote d'Azur Airport	Greenfield	New	Operational	N/A	13,000,000.00	People
New Oakville Hospital	Brownfield	Redevelopment	Construction	1,300.00	457.00	Beds
Luning Solar Energy PV Solar Farm (50MW)	Greenfield	New	Construction	105.00	50.00	Megawatts
Central Luzon Link Expressway	Greenfield	New	Pre Development	N/A	66.40	Kilometres
A41 Motorway Saint-Julien-en-Genevois to Vill...	Brownfield	Expansion	Operational	N/A	18.80	Kilometres
Abu Rawash Wastewater Treatment Plant	Brownfield	Expansion	In Development	570.00	1,600,000.00	Cubic Mete
Grain Belt Express Transmission Line (1207KM)	Greenfield	New	Pre Development	2,000.00	1,207.01	Kilometres

SIGN IN





Live League Tables

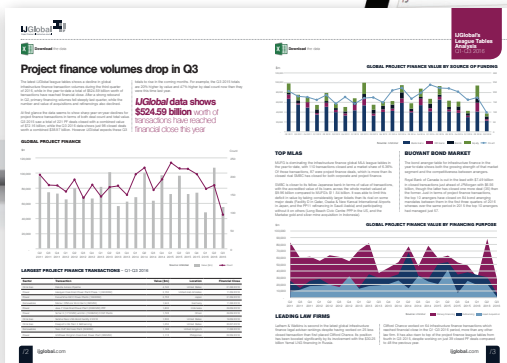

Now includes infrastructure and non-commercial finance (Project finance + corporate finance)

View the live league tables to view rankings by transaction value or volume and search between project, corporate or infrastructure finance tables.

Choose between 8 league tables types while also filtering by value and close date.

Download your results using our export tool.

View our archived league tables dating back to 2005.



Rank	Company	Total (USDm)	Transactions	Market Share (%) by Value
1	Mitsubishi UFJ Financial Group	11,823.63	89	6.19
2	Sumitomo Mitsui Financial Group	10,368.20	1	4.72
3	Chevron	8,000.00	68	3.40
4	ING Group	6,487.74	54	2.90
5	Societe Generale	5,534.21	47	2.71
6	Mizuho Financial Group	5,172.07	60	2.53
7	Credit Agricole Group	4,819.13	46	2.51
8	BNP Paribas	4,782.02	37	2.22
9	HSBC	4,237.49	36	2.18
10	Commonwealth Bank of Australia	4,148.76	43	2.10
11	Natixis	4,004.37	42	2.06
12	Santander	3,929.78	29	1.78
13	ICBC	3,387.33	4	1.76
14	Storbank	3,364.77	22	1.69
15	Deutsche Bank	3,229.80	18	1.68
	Phlogon	3,195.53	30	1.64
	Stigroup	3,136.21	1	1.57
	San Paolo	3,000.00	31	1.55
	Credit	2,957.83	23	1.32
	Chartered Bank	2,518.65	20	1.19
	Chartered Bank	2,260.55		

SIGN IN



Company Data

IJGlobal Company Data provides instant access to intelligence on sponsors, investors, lenders, advisers and contractors.

From competitor league table rankings to identifying developers' market share and company pipelines, Company Data provides access to **advanced data on key infrastructure companies** along with new company insights and figures.

You can:

- Search **more than 17,000 active companies**
- **Export data** in seconds using our export tool
- Manipulate data using our search filters
- Click through to our Company Profile pages
- Access **new** company insights and figures

